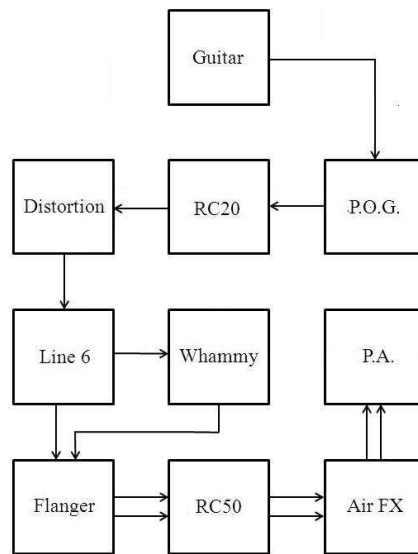


Richard Harding

# Symbiosis



Guitar- Wright 'SoloEtte', nylon strung.

P.O.G.- electro-harmonix POG2, Polyphonic Octave Generator.

1. Church organ
2. Moderately extended attack
3. Lowered by one octave, slightly extended attack.
4. Raised through two octaves, slow attack, moderately filtered
5. Very slow attack, heavily filtered sound
6. Plus one upper octave
7. Plus one lower octave
8. Plus two upper octaves, slow attack on added octaves

RC20- Boss mono 'Loop Station' sampler.

Line 6- DL4 delay modeler with expression pedal.

1. 'Ping pong' pair of quavers, heel down ♪ circa 104, toe down ♪ circa 52.
2. 'Digital w. mod., heel down slow, toe down fast.
3. 'Stereo delays' ( ♪ ♪ ), heel down ♪ circa 126, toe down ♪ circa 84.

Distortion- Blackstar HT dist.

Whammy- Digi Tech harmoniser, plus upper 5th.

RC50- Boss stereo 'Loop Station' sampler

Air FX- Alesis air FX

# Symbiosis

Soloist plus electronics

Richard Harding  
2012

1

Pog: 5  
Air FX: 3  
RC50: 1(one at a time)




Pog: Off  
L6: 2 (+flange, vol. ↓)  
RC50: 2



F# mixolydian  
trem. pulses

Pog: 3 (vol. ↑)  
L6: Off (flange off)  
RC20 (punch in & out)



Pog: 2

F# mixolydian improv. leading to...



RC20: fade out & add



RC50: fade out 1... & 2...

2



Pog: 2  
RC50: clear & copy from RC20



Pog: 2  
RC50: 2 'stop'



Pog: Off  
RC50: 3 'stop'



Pog: 4  
RC20: 'fade'



Pog: 3  
RC20



3



Pog: Off


F# dorian improv.

RC20: fade out, set to 'stop'  
RC50: stop 1 & 2, cross fade 3

L6: 3 (toe down)  
Whammy: 5th  
RC50: clear, 1



Pog: 5  
RC50: 2



Pog: Off  
L6: 3 (heel down)  
Whammy: Off

B Ionian quaver improv.

Pog: 3  
L6: 1 (heel down)  
Whammy: 5th  
RC50: fade 1... / 2...

4



RC50: 1



Pog: Off  
L6: 3 (heel down)  
Whammy: Off

F# mixolydian improv.

5



Pog: 8  
Air FX: 16  
L6: 3  
Whammy: 5th  
RC50: fade out 1  
RC20: clear & add...



RC50: clear & set 1 to 'stop'  
RC20: stop & clear

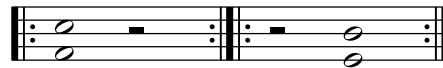
RC50: 2



RC50: 3

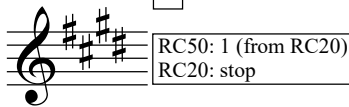


Pog: 5  
Air FX: 3  
L6: Off  
Whammy: Off  
RC20: (breathing)



RC50: off one at a time  
set all to 'fade'

6




RC50: 1 (from RC20)  
RC20: stop



Pog: 5  
RC50: 2



RC50: 3



RC50: 2



RC50: 2



Pog: 7

F# mixolydian improv.

Pog: 1  
L6: 2 (+ flange)  
Whammy: 5th  
RC50: fade out 2... / 1...  
RC20: add...

7



*pp*

RC50: fade out 3... clear  
1 (from RC20)  
Set 2 & 3 to 'stop'  
RC20: stop & clear

Pog: 4  
L6: 2 (+flange, vol. ↓)  
Whammy: Off  
RC20: longer loop

F# mixolydian sustained tones


Pog: Off

8



F# mixolydian improv.

L6: 3  
Distortion: On  
RC50: fade 1 & clear  
2 (short loop)



*p* (pizz.)

RC20: fade & clear

Pog: 6  
L6: 3  
Distortion: Off  
RC50: 1



Pog: 3  
L6: Off  
RC50: 3



Pog: 8  
Distortion: On



F# dorian improv.

RC50: stop & clear 3, then 2


(F# dorian improv. dim. al niente)

Pog: Off  
Distortion: Off  
L6: 1 (toe down)  
Whammy: 5th  
RC20: 2

9



Pog: 5  
L6: Off  
Whammy: Off  
RC50: set 2 to 'fade'  
fade 1 & layer...



Pog: 2  
L6: 2 (pedal half-way + flange)  
RC20: set to 'fade' & add...



Air FX: 3...

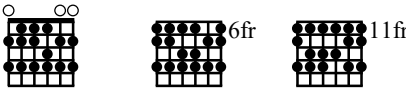
RC50: fade1

RC20: fade

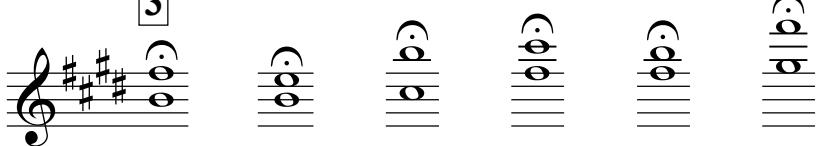
RC50: fade2





# Ensemble


1 F# mixolydian trem. pulses  (Melodic lines & sustained chords)

2  (F# dorian)


3  (B Ionian)

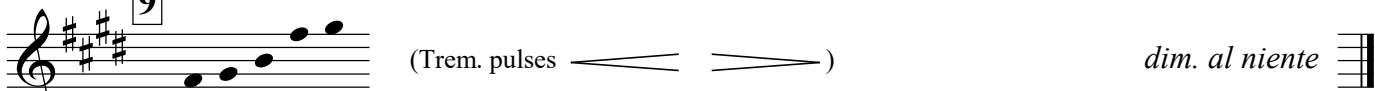
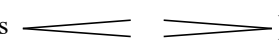
4 IX  (F# mixolydian)

5 IX  IV

6  (F# mixolydian)  
(*cresc...dim...cresc...dim.*)

7 F# mixolydian, sort, staccato phrases...

8  *f*

9  (Trem. pulses ) *dim. al niente* 